

# Indoor LED High Bay Light

YWHBFN-200

## Product Specification



LM-80



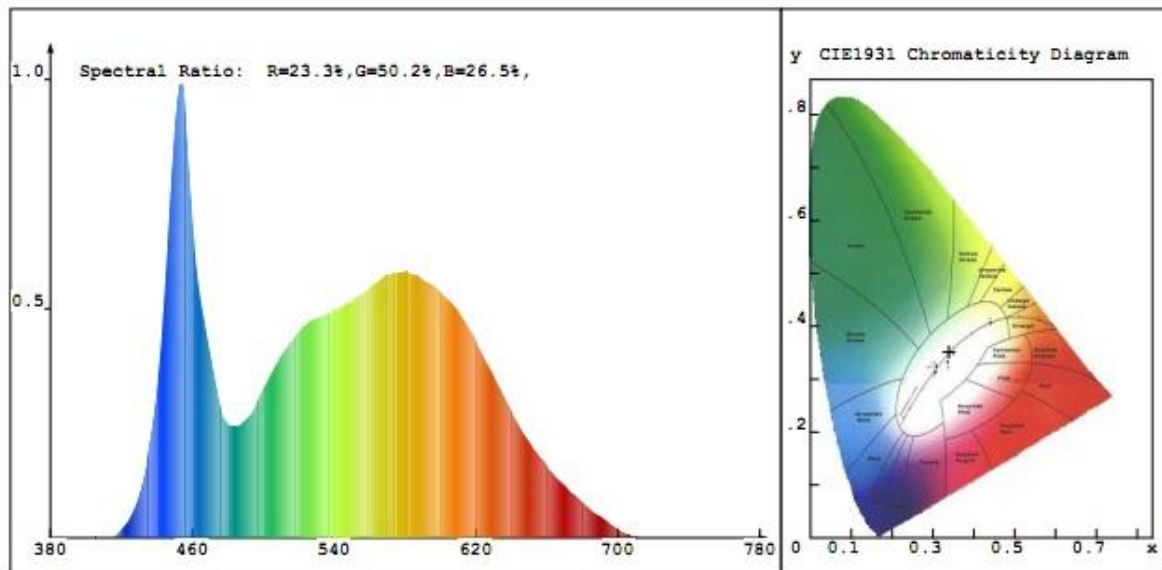
### ◆ Introduction

High power LED high bay light, using LUMILEDS SMD2835 LED, high transmission radiator. It can be widely used in energy-intensive, large amount electricity, long time using electricity environment. It can solve industrial waste electricity effectively.

### Technical Data

Model No.	YWHBFN-200
Max. Power	200W
Luminous Flux	32000LM
Luminous Efficiency	160LM/W
Beam Angle	120°
Cover	Tempered Glass
CCT	3000-6500K
LED Chip	Philips LUMILEDS SMD2835
Driver	Mean Well
Input Voltage	90-305VAC
Driver Efficiency	>0.9
Power Factor	>0.97
CRI	Ra≥80
Heat Sink Material	ADC12 AL
Insulation Grade	Class I
Working Tem.	-30~+65℃
IP Code	IP65
Light Body Colour	Black
N.W.	4.9KG
Life Span	>100,000 Hours
Warranty	7 Years

## Integrating Sphere Test Report



## Chroma Parameters

Chro.Coor.: x=0.3390 y=0.3517 u=0.2073 v=0.3225 duv=0.0025  
 CCT: 5238K Dominant Wave.: 565.5nm Purity: 7.3%  
 Flux RGB Ratio: R=14.9%, G=81.7%, B=3.4% Peak Wave: 453.8nm Half Width: 21.7nm

## Rending Index: Ra= 80.7

R1 =78 R2 =88 R3 =93 R4 =79 R5 =79 R6 =83 R7 =84 R8 =61  
 R9 =0 R10=71 R11=77 R12=57 R13=81 R14=97 R15=72

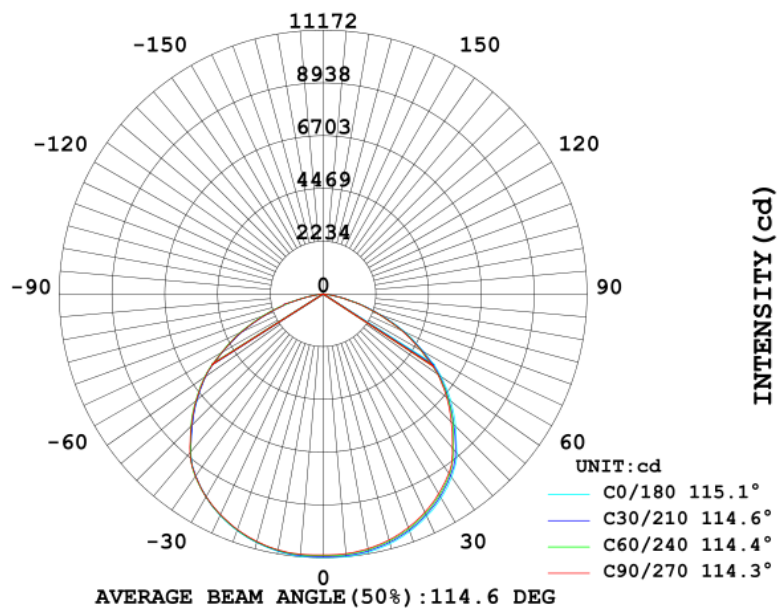
## Photo Parameters

Flux: 32147.82lm Effi.: 160.9lm/W Radiant: 56149.2mW Iv: 0.0mcd

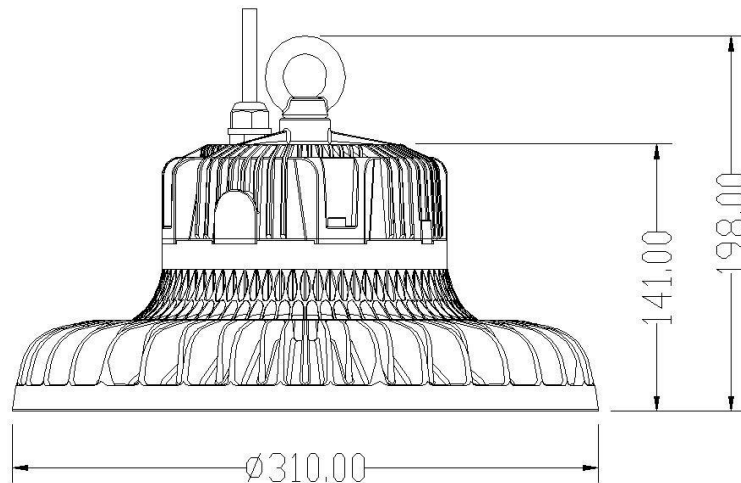
## Ele. Parameters

Voltage: U=240.100V Current: I=0.8590A  
 Power: P=199.80W Power Factor: PF=0.966

## Luminance Distribution



## Outer Size Diagram



## Product Attribute

- Adopts SMD2835 source design, high thermal conductivity, low lumens depreciation and uniform lightcolor
- High PFC, Long lifespan >100,000 hours, low carbon and lead free
- Resistance to fluctuation
- Protection with short circuit, over current, over voltage and over temperature
- 100% full capacity aging testing
- Instant start-up
- Excellent appearance design, easy installation, easy disassembly, and wide application

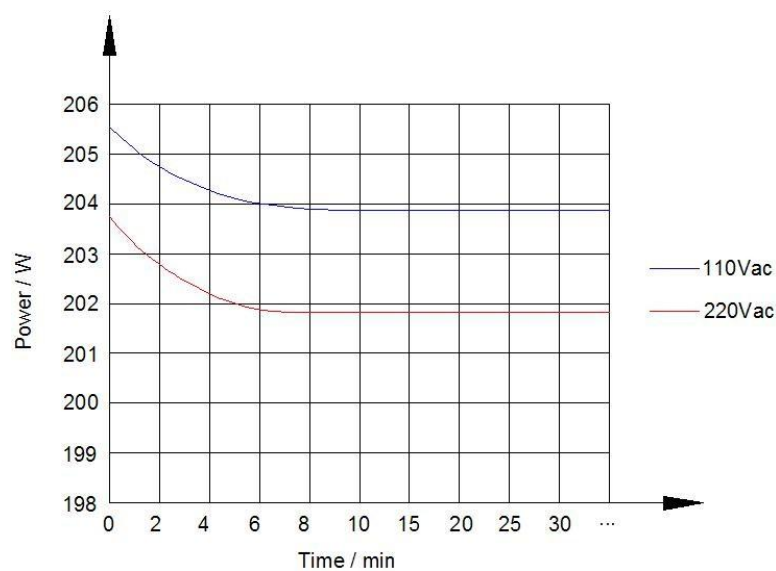
## Application

Only for indoor use, such as workshop, warehouse, toll station, supermarket, exhibition hall, gymnasium and other indoor illumination places.

Not suitable places: Outdoor, high dust, high oil, inflammable or low noise required places.



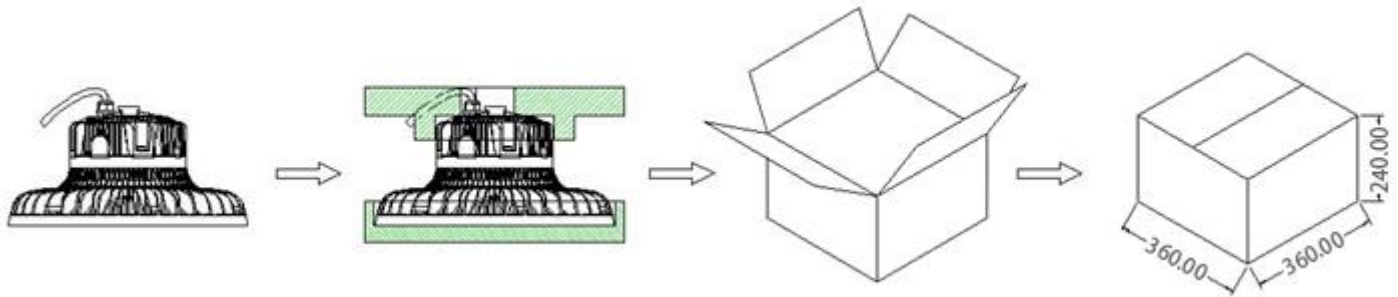
## Power / Time



## Packaging

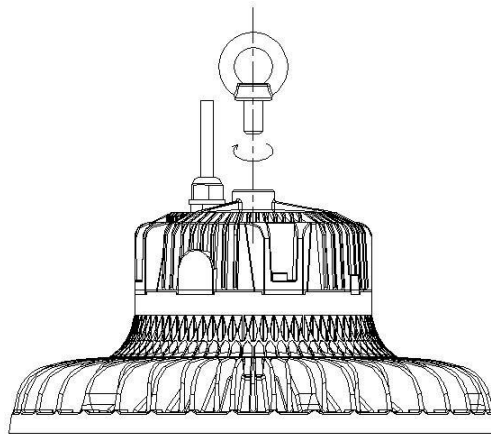
DATA: 36.0×36.0×24.0CM (1 PCS/CTN)

N.W: 4.9KG G.W:5.9KG

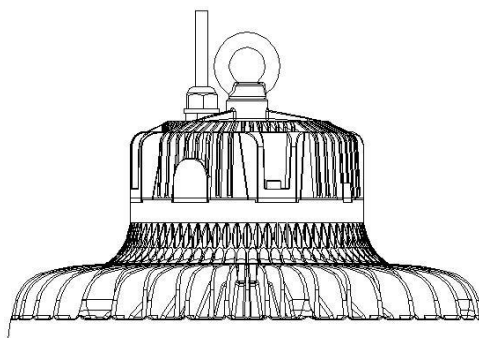


## Installation Method

**Pic.1 Installation Hook**



**Pic.2 Finish**



**Note:**

1. Installation hook: Screw the hook into hole clockwise. ( as Pic. 1 )
2. As Pic.2, the installation finished

## Installation Caution

Installation should be done by professional electricians.

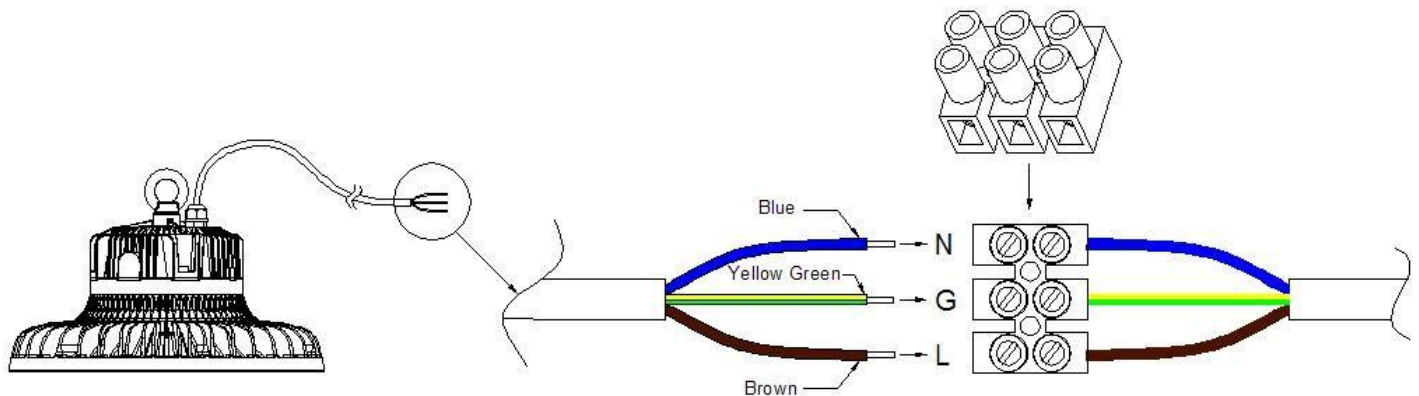
Please make sure all power is turned off before installation completed.

Please ensure the power supply wire grounding is normal.

Please ensure the hook tighten well.

- When connecting wires, don't make any frictions or drop off the product, otherwise will cause damage.  
Be sure to install the lights correctly, the power cord bare wire must be connected with insulation protection.  
When connecting wires, should clearly know Neutral wire , Earth wire and Live wire to assure safety. After examination, switch on.
- Don't cover anything on or touch the emitting section and the heat sink during lighting.
- The luminaries should be positioned so that prolonged staring into the luminaries at a distance closer than 3 m is not expected".  
Luminaries has two degrees of protection provided: IP65 for LED module part, IP20 for another parts.

## Power Supply Connection



1. If the Power cord of this luminaries is damaged, it shall be exclusively replaced by the manufacturer or his service agent or a similar qualified person in order to avoid a hazard.
2. Non –user replacement light source : "The light source contained in this luminaries shall only be replaced by the manufacturer or his service agent or a similar qualified person."



Caution, risk of electric shock

3. A wiring device shall be provided for connection to a branch circuit. The wiring device shall be rated for the temperatures, locations, voltage, and current encountered during normal operation.

For Example

- 3 PIN Screw less terminals
- Rated voltage 250V
- Rated connecting capacity 1.5-2.5mm<sup>2</sup>
- Conductors be tinned
- If necessary please provide the wiring compartment placed the terminal block

## Trouble Removal & Maintenance

- **Trouble removal ( Non professionals should not disassemble the lamp.)**

Fault finding and solutions: When examination, observe any change in colour circumstances at LED source appearance or

Defect	Possible factors	Solutions
LED source not bright	Wrong connecting wires	Loose the screws, re-connecting the wires
	LED source damage	Replace LED source
	Power failure	Replace LED driver
LED source flicker	Virtual power supply connecting	Loose the screws, re-connecting the wires
	Input voltage fluctuation	Confirm input voltage
	Power failure	Replace LED driver

damage, any obvious breakage of connections, loose power supply connections, any short circuit, any obvious damage condition please replace with new LED source or driver.

#### ● Maintenance

1. Please make sure all power turned off before maintenance.
2. Clean the shade surface periodically, to keep good reflectivity.
3. Clean the lamp heat sink periodically, to keep good heat dissipation.
4. Clean with dry cloth, don't use water or corrosive liquid.
5. When replace driver, connect the wires as follows: AC Power supply three core wires, connect power input : brown line connect with the "L", blue line connect with the "N" , yellow-green or yellow line connected into the lamp body of insulation. Light source lead to connect power output: the red connection with the light source is the positive (red line), the black thread and the light source cathode (black line), positive and negative must not be connected wrong.

## Guarantee Clause

#### ● Product guarantee

SHENZHEN YOUWIN OPTRONICS CO., LTD guarantee within 7 years from delivering to customers,. We will be responsible for repair and replacement, if any conditions such as not bright or flicker of LED source under right preservation, installation, usage and maintenance.

#### ● Disclaimer and limitation

1. Under any circumstances, any quality problems compensation should be within the guarantee period.
2. The product guarantee does not include: Product damage caused by.
  - 2.1 The negligence of storage, transportation or improper handling.
  - 2.2 Incorrect operation or not proper usage of product.
  - 2.3 Any damage caused by repair or modifications from unauthorized person.
  - 2.4 Caused by the forces of nature, irresistible factors of product damage, such as Earthquakes, typhoons, tornadoes, volcanic eruptions, floods, lightning, heavy snow, war, etc.
3. If the product serial number has been changed, altered or blur, it will no longer enjoy the corresponding guarantee.
4. This guarantee is not responsible for repair or replacement of the transport, customs clearance fee.

**Remark:**

Correct Disposal of this product. This marking indicates that this product should not be disposed with other

household wastes throughout the EU. To prevent possible harm to the environment or human health from uncontrolled waste disposal, recycle it responsibly to promote the sustainable reuse of material resources. To return your used device, please use the return and collection systems or contact the retailer where the product was purchased. They can take this product for environmental safe recycling.

**Note: All rights reserved by SHENZHEN YOUWIN OPTRONICS CO., LTD.**